
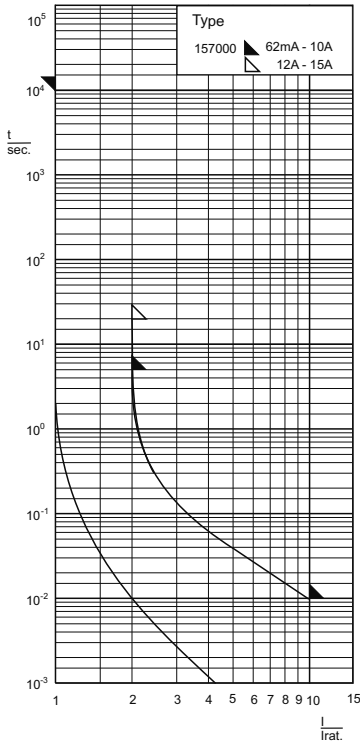


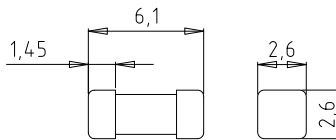
Type
157000



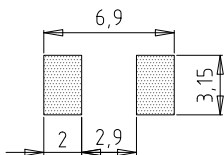
Zeit/Strom-Kennlinien
Time-Current Characteristics



Abmessungen
Dimensions



Empfohlene Anschlussflächen
Recommended pad layout



Aufbau / Construction

Isolierkörper / insulating body

Kontaktkappen / contact caps

Lötwärmebeständigkeit /
resistance to soldering heat:

Keramikrohr undurchsichtig /
ceramic tube non-transparent
Messing, versilbert / brass, silver-plated

260 °C, 10 s (nach IEC 60068 / to IEC 60068)

Verpackung / Packing

100 Stück / pieces
1000 Stück gegurtet / pieces on tape (GT)

Schmelzeitgrenzwerte / Fusing time limits

Bemessungsstrom Rated Current	1 I _n		2 I _n		2,75 I _n		4 I _n		10 I _n	
	min.	max.	min.	max.	min.	max.	min.	max.	min.	max.
62 mA - 10 A	4 h	5 s	-	-	-	-	-	-	-	10 ms
12 - 15 A	4 h	20 s	-	-	-	-	-	-	-	10 ms

UL 248-14 CSA C22.5 No. 248.14	2,6 x 6,1 mm	125 V 65 V	F flink quick acting
-----------------------------------	---------------------	---------------	----------------------------

Bemessungs- strom Rated Current	Bemessungs- Ausschaltvermögen Rated Breaking Capacity	Spannungsfall Voltage Drop	Kaltwiderstand Cold Resistance	Schmelzintegral I ² t ₉₀ Value	Approbationen Approvals	
					UL rec.	
62 mA	50 A @ AC/DC 125 V	600	5500	0,00019	✓	
80 mA	50 A @ AC/DC 125 V	550	4050	0,00033	✓	
100 mA	50 A @ AC/DC 125 V	350	2000	0,0014	✓	
125 mA	50 A @ AC/DC 125 V	240	1500	0,0028	✓	
160 mA	50 A @ AC/DC 125 V	350	1400	0,0031	✓	
200 mA	50 A @ AC/DC 125 V	250	800	0,0066	✓	
250 mA	50 A @ AC/DC 125 V	230	600	0,011	✓	
315 mA	50 A @ AC/DC 125 V	210	420	0,023	✓	
375 mA	50 A @ AC/DC 125 V	180	300	0,043	✓	
400 mA	50 A @ AC/DC 125 V	180	290	0,048	✓	
500 mA	50 A @ AC/DC 125 V	180	230	0,073	✓	
630 mA	50 A @ AC/DC 125 V	180	190	0,12	✓	
750 mA	50 A @ AC/DC 125 V	170	160	0,18	✓	
800 mA	50 A @ AC/DC 125 V	160	130	0,26	✓	
1 A	50 A @ AC/DC 125 V	150	100	0,45	✓	
1,25 A	50 A @ AC/DC 125 V	150	78	0,68	✓	
1,5 A	50 A @ AC/DC 125 V	150	63	0,85	✓	
1,6 A	50 A @ AC/DC 125 V	140	58	1,05	✓	
2 A	50 A @ AC/DC 125 V	100	37	0,57	✓	
2,5 A	50 A @ AC/DC 125 V	100	28	1,1	✓	
3 A	50 A @ AC/DC 125 V	100	23	1,5	✓	
3,15 A	50 A @ AC/DC 125 V	100	21	1,9	✓	
3,5 A	50 A @ AC/DC 125 V	100	19	2,5	✓	
4 A	50 A @ AC/DC 125 V	100	16	3,3	✓	
5 A	50 A @ AC/DC 125 V	90	12,5	6,2	✓	
6,3 A	50 A @ AC/DC 125 V	90	10	9,1	✓	
7 A	50 A @ AC/DC 125 V	90	8,6	11	✓	
10 A	50 A @ AC/DC 65 V	90	5,9	27	✓	
12 A	50 A @ AC/DC 65 V	90	4,9	45	✓	
15 A	50 A @ AC/DC 65 V	90	3,8	81	✓	